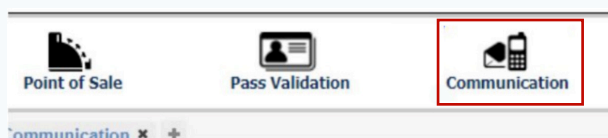


How to retrieve Activity IDs and Program IDs from ActiveNet for ePACT.

To sync the activities and programs in ActiveNet with your ePACT dashboard, ePACT requires the Activity IDs and/or Program IDs. Follow the below three steps to obtain this information.

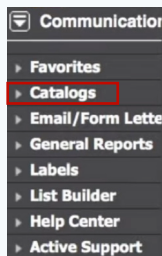
1.

Click the **Communication** tool in the top banner. This option may also be located along the side panel if it doesn't exist there.



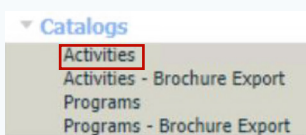
2.

Click **Catalogs** from the corresponding list of options on the left hand side.



3.

Click **Activities** to find your activities and run the report. For anything done in Flexreg, click **Programs**. Find the Flexreg programs and run the report.



And that's it!

You've now learned how to retrieve Activity IDs and Program IDs
from ActiveNet for ePACT.

Thank you for choosing ePACT!